




GENERATION N-TYPE M10

## BAUER SOLARTECHNIK GLASS-GLASS BLACK BS-108M10HBB-GG 430 - 440 W



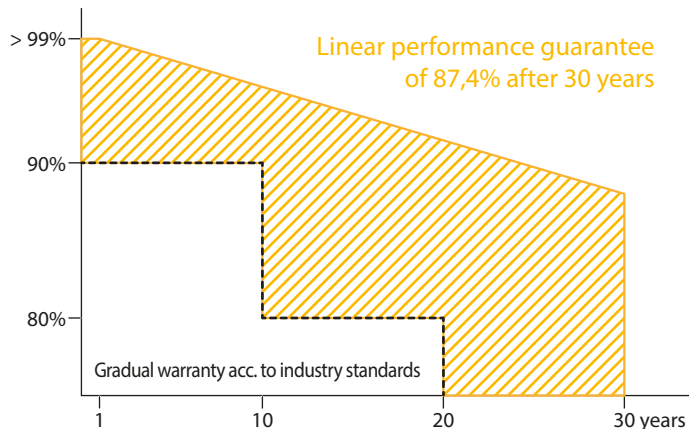
BIFACIAL GLASS-GLASS HALF-CELL MODULE - BLACK

engineered & designed in  
**GERMANY**



BAUER guarantees a minimum performance value of 87,4% after 30 years for the glass-glass solar modules.

A comparison of BAUER glass-glass solar modules performance guarantee to conventional glass-foil modules according to industry standards:



### FIRE CLASS A

Maximum fire protection through double glazing according to the highest security requirements



### CERTIFICATION

Constant in-house quality controls - certified several times over by accredited inspection bodies



### BIFACIAL HALF-CELLS

Up to 30% increase in yield through bifacial cells active on both sides and a transparent backside



### GERMAN GUARANTOR

If necessary, it is guaranteed that a German company takes over any claim settlements



### PERFORMANCE GUARANTEE

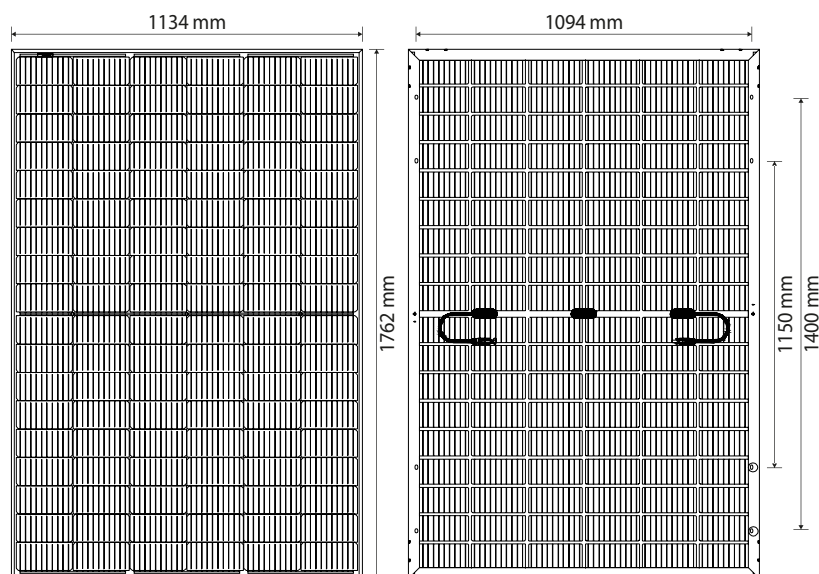
30 year warranty and a linear performance guarantee over a period of 30 years



### REINSURANCE COVERAGE

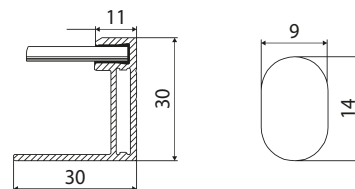
BAUER is reinsured for 30 years of the product's performance guarantee

DISTRIBUTION



## BAUER SOLARTECHNIK GLASS-GLASS BLACK

BS-108M10HBB-GG 430 - 440 W



### WARRANTIES<sup>1</sup>

30 years product warranty

30 years performance guarantee

### PHYSICAL SPECIFICATIONS

|                    |   |
|--------------------|---|
| Module dimensions  | 1762 x 1134 x 30 mm                             |
| Weight             | 24,5 kg   |
| Frame              | Anodized aluminium alloy (black)                |
| Frontside          | Premium Protect anti-reflection glass, 2 mm     |
| Embedding material | EVA   |
| Backside           | Black coated anti-reflection glass, 2 mm        |
| Solar cells        | 108 monocrystalline N-type bifacial half-cells  |
| Bifaciality        | 80 % ± 5 %                                      |
| Junction box(es)   | IP68, 3 bypass diodes                           |
| Cable & connector  | 1x4mm <sup>2</sup> , 1300 mm, Stäubli MC4/EVO2A |

### OPERATING CONDITIONS

|                       |                     |
|-----------------------|---------------------|
| Operating temperature | -40 to 85°C         |
| Static load           | 5400 Pa (snow/wind) |
| Hail                  | Ø 25 mm at 23 m/s   |

### CERTIFICATION

IEC 61215, IEC 61730, fire class A acc. IEC 61730-2

### PACKAGING

|                           |        |
|---------------------------|--------|
| Modules per pallet        | 36     |
| Pallets/modules per truck | 26/936 |

### ELECTRICAL CHARACTERISTICS<sup>2</sup>

|   |                                    | BS-430-108M10HBB-GG | BS-435-108M10HBB-GG | BS-440-108M10HBB-GG |
|---|------------------------------------|---------------------|---------------------|---------------------|
| Maximum power                               | P <sub>max</sub> (W)               | 430                 | 435                 | 440                 |
| Power output tolerance                      | P <sub>max</sub> (%)               | 0 ~ +3              | 0 ~ +3              | 0 ~ +3              |
| Open circuit voltage                        | V <sub>oc</sub> (V)                | 39,00               | 39,20               | 39,40               |
| Short circuit current                       | I <sub>sc</sub> (A)                | 13,72               | 13,78               | 13,84               |
| Voltage at maximum power                    | V <sub>mpp</sub> (V)               | 32,37               | 32,59               | 32,81               |
| Current at maximum power                    | I <sub>mpp</sub> (A)               | 13,29               | 13,35               | 13,42               |
| Module efficiency                           | η <sub>m</sub> (%)                 | 21,52               | 21,77               | 22,02               |
| Bifaciality performance increase*           | 10 % P <sub>mpp</sub> (W)          | 473 (+43)           | 479 (+44)           | 484 (+44)           |
|   | 20 % P <sub>mpp</sub> (W)          | 516 (+86)           | 522 (+87)           | 528 (+88)           |
|   | 30 % P <sub>mpp</sub> (W)          | 559 (+129)          | 566 (+131)          | 572 (+132)          |
| Nominal operating cell temperature          | NOCT (°C)                          | 45 +/- 2/°C         |                     |                     |
| Temperature coefficient of Voc              | T <sub>k</sub> (Voc)               | -0,26 %/°C          |                     |                     |
| Temperature coefficient of I <sub>sc</sub>  | T <sub>k</sub> (I <sub>sc</sub> )  | +0,038 %/°C         |                     |                     |
| Temperature coefficient of P <sub>mpp</sub> | T <sub>k</sub> (P <sub>mpp</sub> ) | -0,31 %/°C          |                     |                     |
| Maximum system voltage DC (TÜV)             | (V)                                | 1500                |                     |                     |
| Maximum series fuse rating                  | (A)                                | 30                  |                     |                     |

\*depending on Albedo and irradiation conditions at installation site

<sup>1</sup>Nominal value is specified in the written warranty conditions. A possible light-induced degradation in performance is not taken into account. <sup>2</sup>Values under Standard Test Conditions (STC): air mass 1,5 AM, irradiance 1000 W/m<sup>2</sup>, cell temperature 25°C. STC measuring tolerance: ±3 % (P<sub>max</sub>), ±10 % (V<sub>max</sub>, I<sub>mpp</sub>, V<sub>OC</sub>, I<sub>SC</sub>). The beneficiary under the reinsurance policy is solely Bauer Solar GmbH. Please contact us to get information on how this insurance coverage benefits you as a customer. Note: please read the safety instructions and installation manual before using this product.  
Subject to change. © 2023 Bauer Solar GmbH. Effective: 01.12.23

### DISTRIBUTION